

# Marina Coast Water District

## Budget Workshop

DRAFT BUDGET  
FY 2020-2021

April 20, 2020



# Overview

- Budget Schedule 2020
- Requested Board Action
- User Rates
- Revenues and Other Sources
  - 5-Year Comparison
- Expenses and Other Uses
  - 5-Year Comparison
  - Department
  - Debt Service
  - Capital Equipment/CIP
- Reserves
- District-Wide Budget Figures



# Budget Schedule 2020

- February 25, 2020 – Present FY 2019/2020 Mid-Year Report to the Board
- March 9, 2020 – Distribute FY 2020/2021 Budget Worksheets to Department Heads
- March 16, 2020 – Distribute FY 2020/2021 Draft Budget Calendar to the Board
- March 23, 2020 – FY 2020/2021 Budget Worksheets due to Director of Administrative Services
- **April 20, 2020 – District Budget Workshop**
- May 18, 2020 – Present Updated FY 2020/2021 Draft Budget
- June 15, 2020 – Board Adoption of FY 2020/2021 Budget



# Board Requested Action

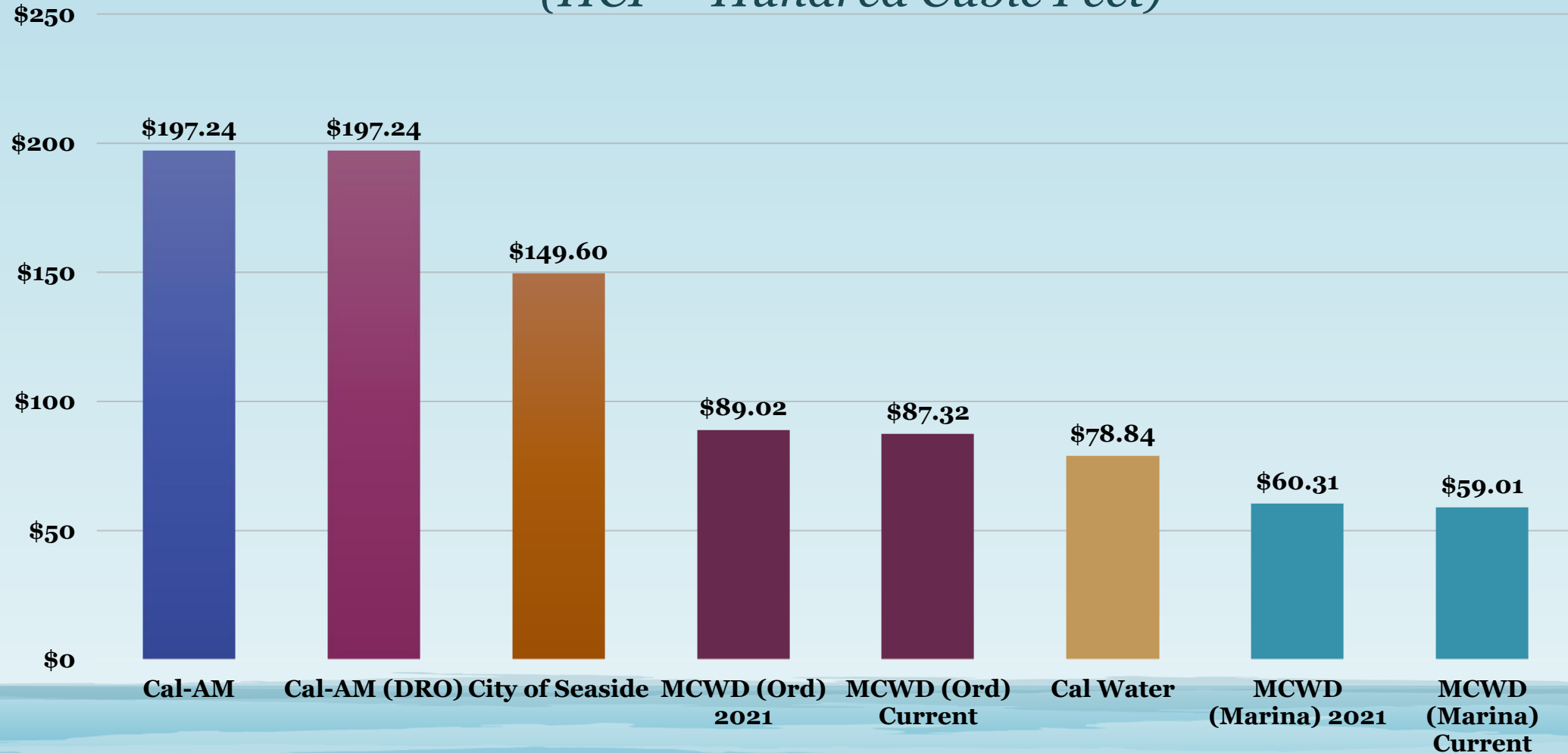
- Receive Draft FY 2020-2021 District Budget; and,
- Provide Direction to Staff on the Draft Budget in order to prepare the Final Budget Documents.



# Water Rate Comparison

## Based on 10 HCF

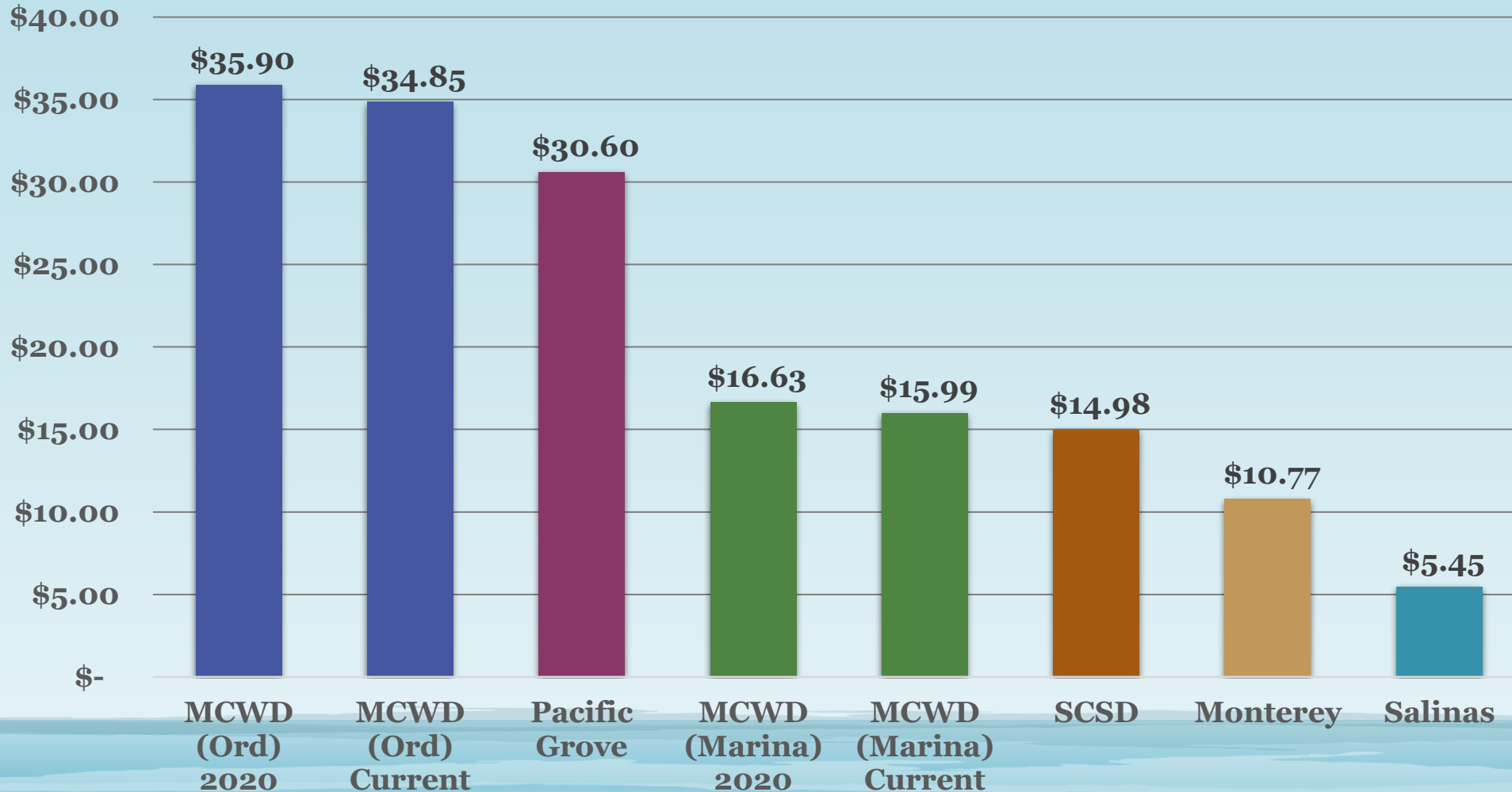
*(HCF = Hundred Cubic Feet)*



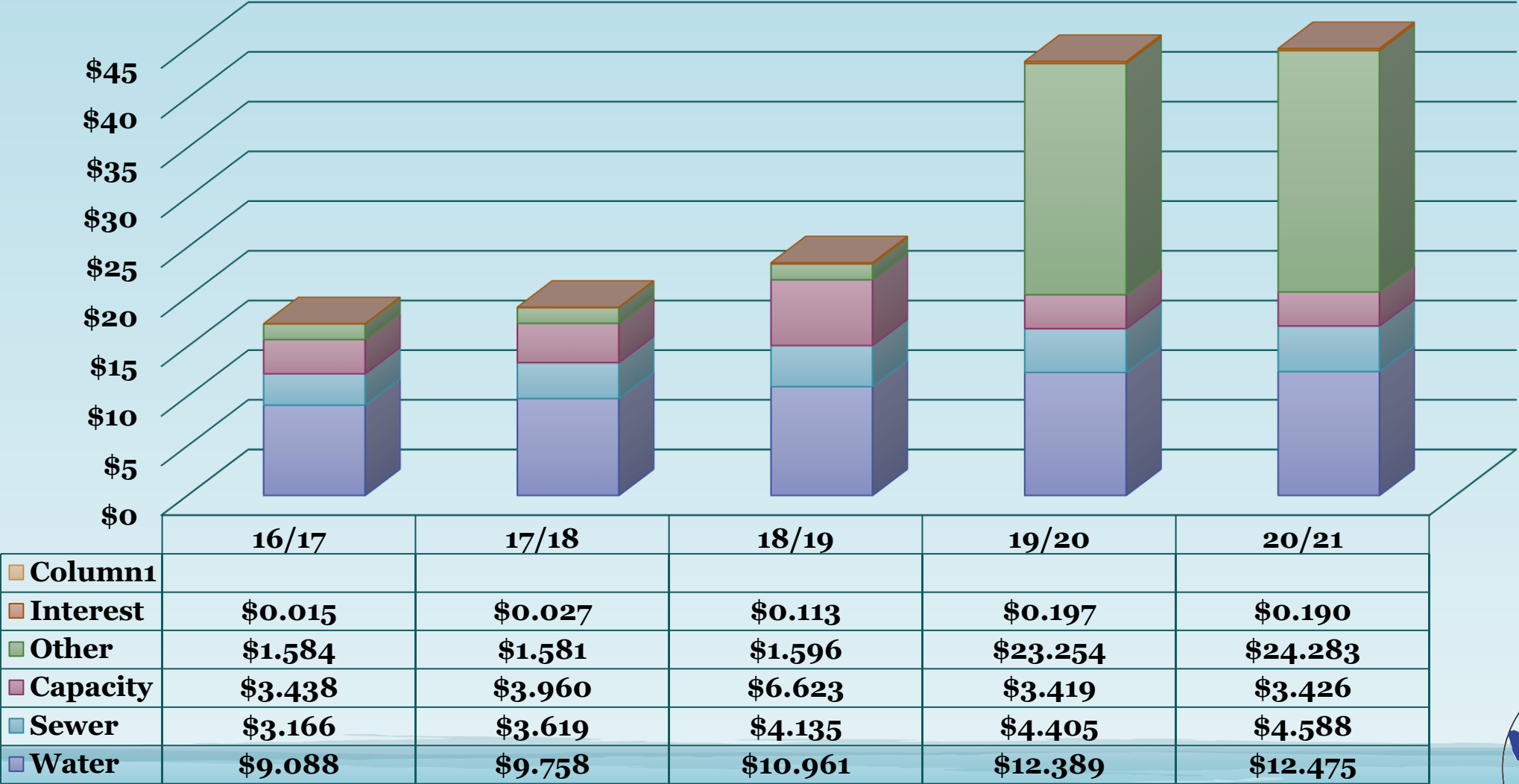
# Sewer Rate Comparison

Per EDU

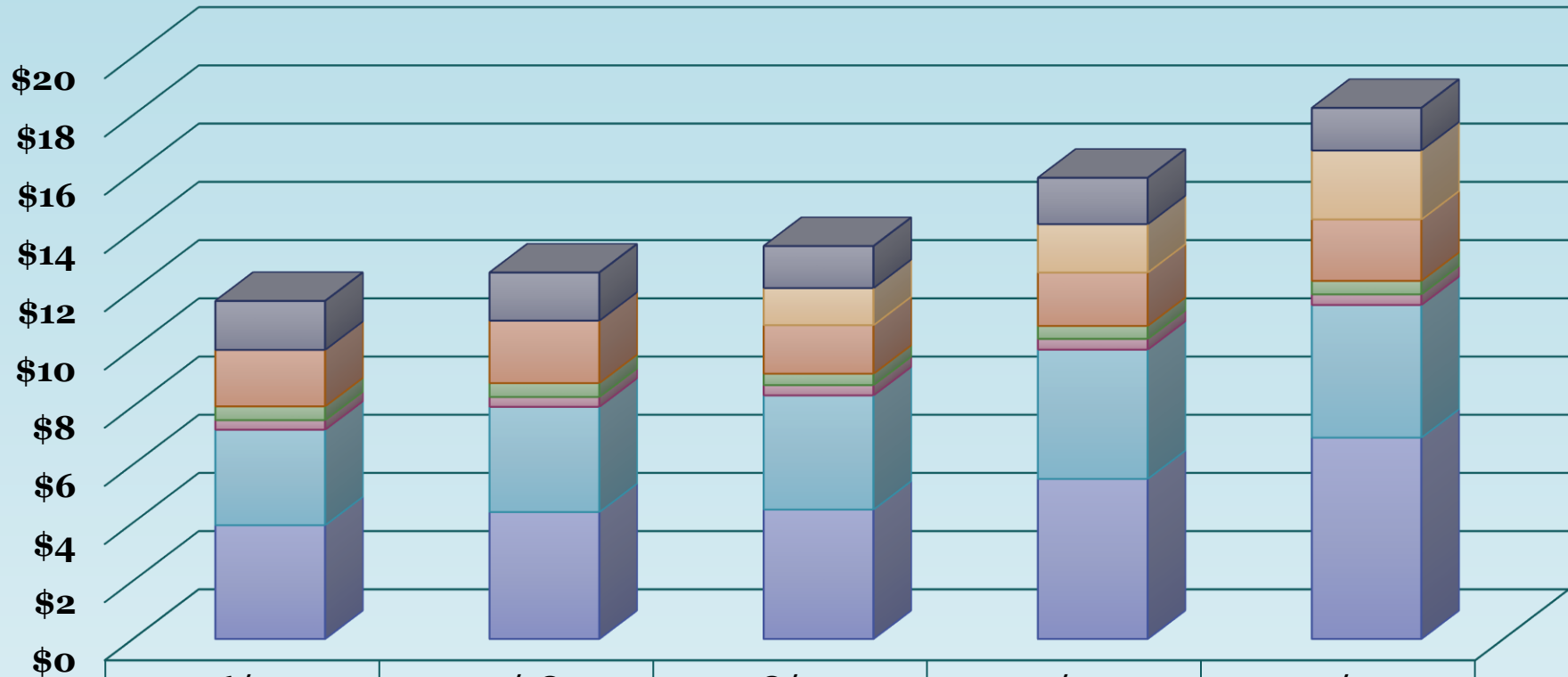
*(EDU = Equivalent Dwelling Unit)*



# Summary – Budgeted Revenues by Source



# Summary – Budgeted Expenses by Activity



	16/17	17/18	18/19	19/20	20/21
Interest	\$1.679	\$1.650	\$1.442	\$1.590	\$1.460
Water Resources	\$0.000	\$0.000	\$1.275	\$1.665	\$2.370
Engineering	\$1.944	\$2.147	\$1.668	\$1.829	\$2.107
Conservation	\$0.475	\$0.479	\$0.393	\$0.447	\$0.464
Laboratory	\$0.328	\$0.338	\$0.352	\$0.369	\$0.365
Operations & Maintenance	\$3.284	\$3.619	\$3.927	\$4.445	\$4.559
Administration	\$3.910	\$4.362	\$4.448	\$5.503	\$6.922





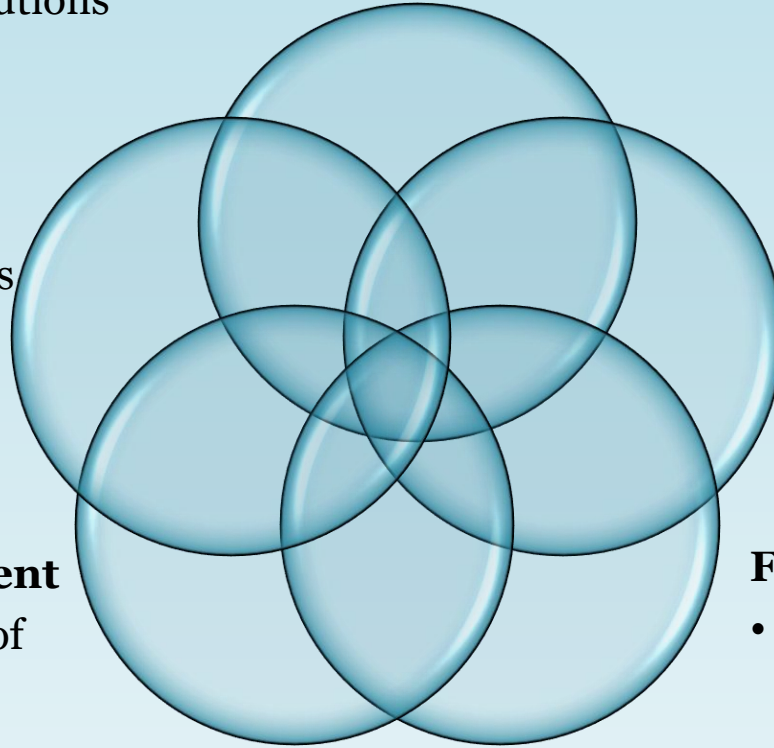
# Administration

## Administration

- FORA Transition and Service Agreements with Land Use Jurisdictions
- Comprehensive Update to the Board Procedures Manual
- Outreach to Strategic Partners to Promote Regionally Beneficial Water Supply Solutions

## Information Technology

- Continue to Concentrate Efforts on Cybersecurity
- Maximize Use of Existing Applications
- Maintaining IT Services for Three District Sites



## Customer Service

- Continue to Provide Exceptional Customer Service to Our Growing Customer Base

## Human Resources/Risk Management

- Continue Recruitment and Retainage of High-Performing Engaged Personnel
- Tracking and Monitoring of Employee Training, Development and Professional Growth

## Finance

- Reorganization of Department
  - Meet Increased Volume of Work
  - Grant Reporting/Monitoring Bond Funds



# Operations & Maintenance

Strategic Plan- 2.1- Improvements and expansions plans for existing water (potable water and recycle water) delivery and wastewater collections systems.

Several improvement projects for Operations and Maintenance are planned for FY 2020-2021:

- Adding new mag meters at the well sites and interties for better accuracy and integration into the District's SCADA system
- New Human Machine Interfaces (HMI's) at the District's pumping stations to allow Operators to control the stations locally
- Addition of fall protection devices at water reservoirs for better protections of the Operations staff
- Coriolis low flow meters for accurate measurement of chlorine dosage
- Sulfide online monitoring and maintenance at East Garrison Lift Station to allow optimization of system. This will reduce odor and corrosion downstream of station
- Rehabilitation of Marina Booster Station- Pumps, pump valves and motor
- Replacement of Hatten Lift Station



# Laboratory

Strategic Plan- 2.0- Our objective is to provide high-quality water (potable and recycle water) distribution systems and an efficiently operating wastewater collection system to serve existing and future customers.


Laboratory analysis for upcoming FY-2020-2021:

- District will perform 520 distribution bacteriological samples
- 28 raw well source bacteriological samples
- General/Physical sampling at the District's wells
- PFAS sampling on well 29 to monitor for PFHxA and PFBS
- VOC sampling on the ORD wells to monitor for TCE, Vinyl Chloride and other constituents
- 1,2,3 TCP at all the District's Wells
- District will be sampling for the Fourth Unregulated Chemical Monitoring and Reporting (UCMR 4) at its wells and distribution system per the Federal EPA requirements. This will include additional metals, pesticides, alcohols, and disinfection-by-products



# Conservation

- Printing reduced, alternate electronic methods of public outreach to be used
- Toilet Replacement Incentive program reduced by \$50k
- Small adjustments to most incentive programs based on anticipated demand
- Water Conservation Outreach materials & devices currently well stocked, minimizing purchases for 2020-21





# Engineering



The Engineering department plans, organizes and manages projects for the replacement and expansion of water, wastewater and recycled water facilities.

Through the planning process, the department's strategy is to ensure additions and replacements meet District standards.

The annual Capital Improvement Projects are based on the 5-year CIP updated annually with the budget. Development project triggers are identified to allow the department time to construct required future capital improvements according to the pace of development and redevelopment.

Completed projects are added to the District's Geographic Information System for use in City Works.



# Water Resources

Monterey Sub-Basin  
Groundwater  
Sustainability Planning  
Efforts & Studies  
(*Grant funding*)

Indirect Potable  
Reuse Groundwater  
Model Development  
(*Grant funding*)

2020 Urban Water  
Management Plan

\$50k Leak Detection  
(Toilet Replacement  
Incentive reduction)

On-going consulting  
services through  
June



# FY 2020/21 Budgeted Debt Service

<b>Description</b>	<b>Principal</b>	<b>Interest</b>	<b>Total</b>
2015 Refunding Revenue Bonds	\$1,035,000	\$1,214,350	\$2,249,350
2017 Holman Capital Loan (BLM Building)	\$91,859	\$145,529	\$237,388
2019 Revenue Certificates of Participation	\$315,000	\$692,300	\$1,007,350
<b>Totals</b>	<b>\$1,441,859</b>	<b>\$2,052,179</b>	<b>\$3,494,038</b>



# FY 2020/21 Capital Equipment

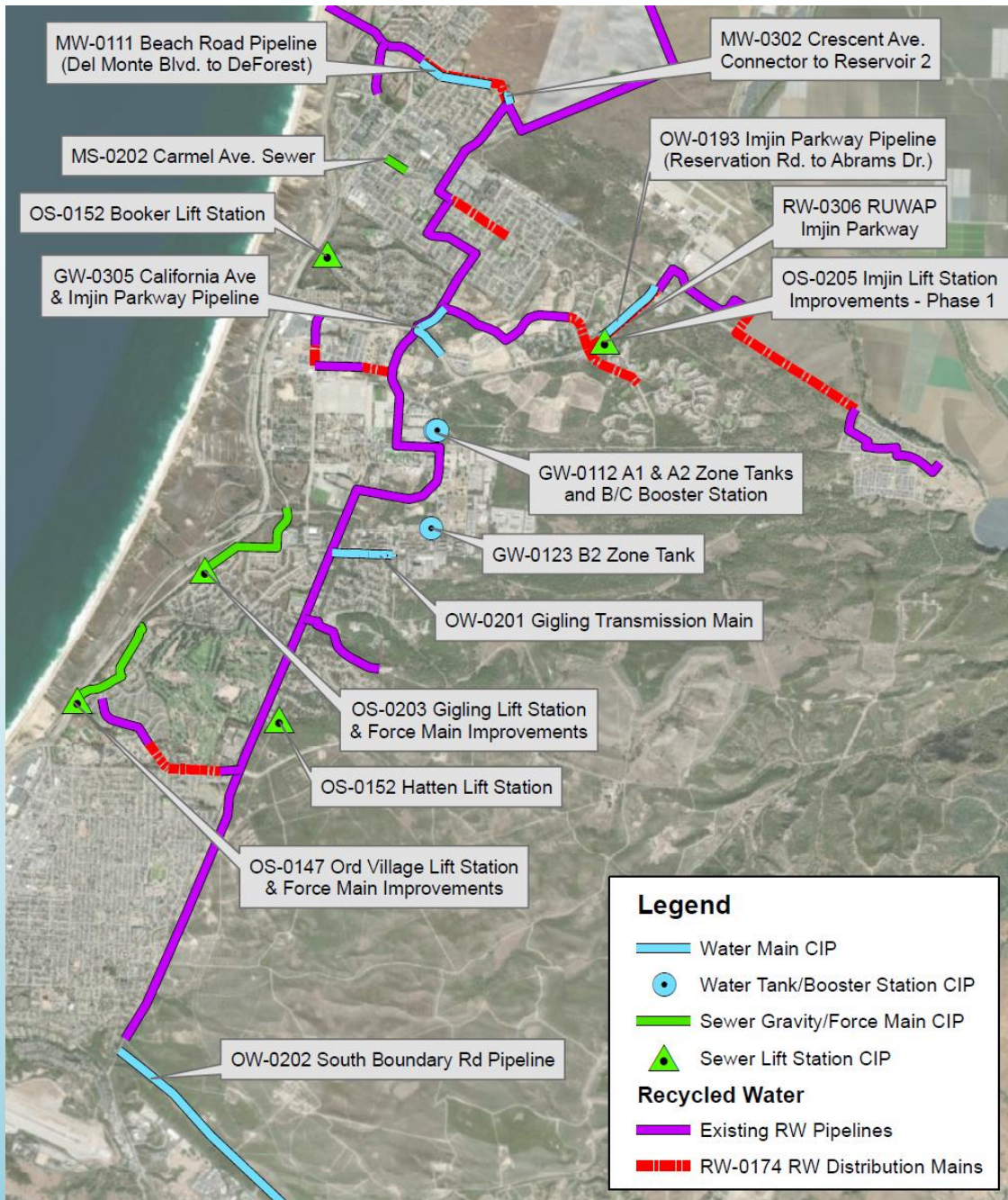
<b>Description</b>	<b>Marina Water</b>	<b>Marina Sewer</b>	<b>Ord Water</b>	<b>Ord Sewer</b>	<b>Totals</b>
Network/Computer System	\$3,600	\$900	\$8,400	\$2,100	\$15,000
Vehicles	\$24,000	\$6,000	\$56,000	\$14,000	\$100,000
O&M Equipment	\$62,000	\$91,950	\$56,000	\$225,050	\$435,000
<b>Totals</b>	<b>\$89,600</b>	<b>\$98,850</b>	<b>\$120,400</b>	<b>\$241,150</b>	<b>\$550,000</b>






# FY 2020-2021 Capital Improvement Program



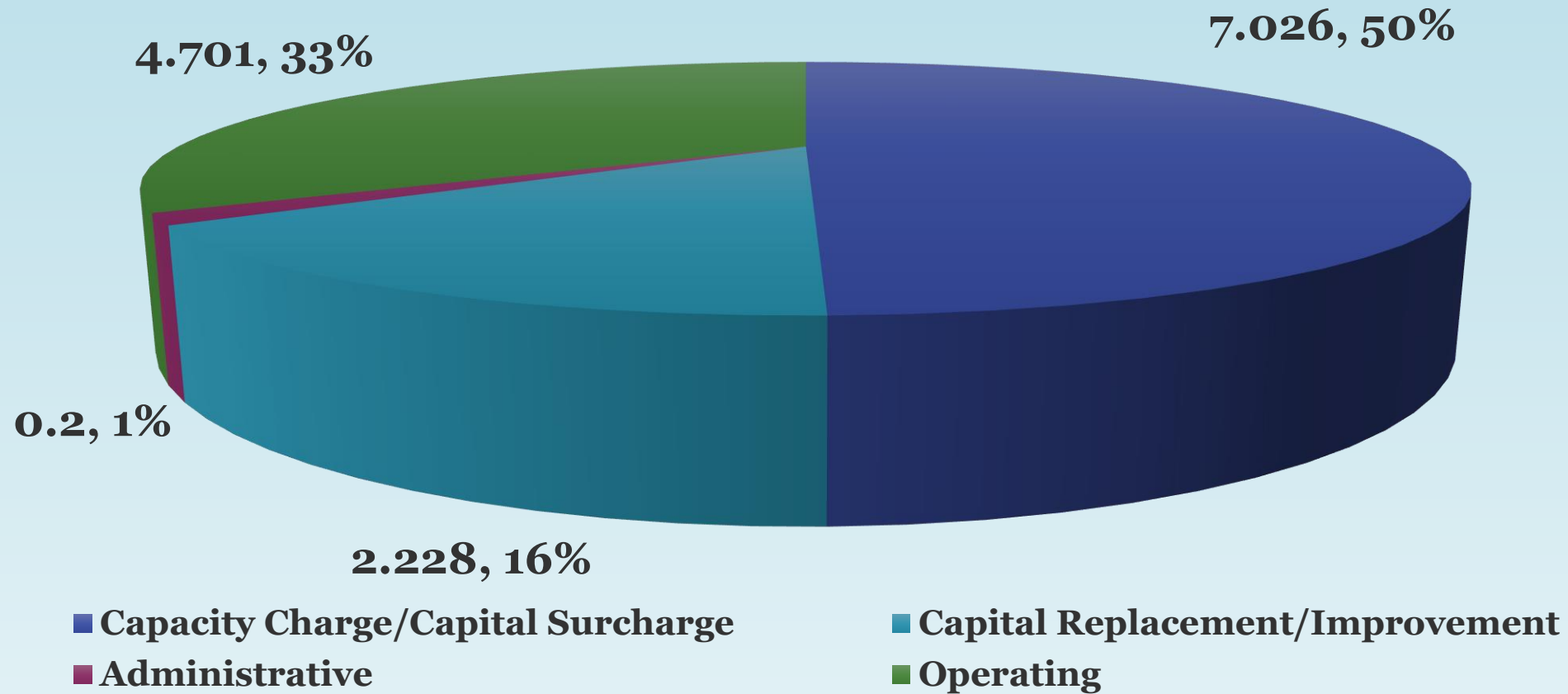


Project No.	Project Name	Amount	
MW-0111	Beach Road Pipeline	\$ 454,815	existing
MW-0302	Crescent Ave Connector to Reservoir 2	\$ 196,000	existing
MS-0202	Carmel Ave Sewer Main Improvement Project	\$ 60,000	existing
OW-0193	Imjin Parkway Pipeline, Resv. Rd to Abrams Dr	\$ 800,000	existing
OW-0202	South Boundary Road Pipeline	\$ 2,660,000	DRO and Monterey
OW-0306	D-Zone Booster Pump Replacement	\$ 80,000	existing
OW-0201	Gigling Transmission from D Booster to GJM Blvd	\$ 125,000	existing
OS-0147	Ord Village LS & Force Main Improvements	\$ 3,300,000	existing
OS-0205	Imjin Lift Station Improvements - Phase 1	\$ 1,161,370	East Garrison and UCMBE
OS-0152	Hatten & Booker LS Improvements	\$ 395,000	existing
OS-0203	Gigling Lift Station and Force Main Improvements	\$ 2,125,000	existing
GW-0112	A1 & A2 Zone Tanks & B/C Booster Station	\$ 6,695,000	Ord & Marina
GW-0305	Calif. Ave & Imjin Pkwy Pipeline - Abrams to Marina Heights	\$ 2,400,000	Ord & Marina
GW-0307	Intertie Meter Replacement	\$ 81,000	existing
GW-0123	B2" Zone Tanks @CSUMB "	\$ 140,000	Ord & Marina
WD-0106	Ord Remodel, Demolition and Rehab	\$ 520,000	existing - District Wide
WD-0309	HMI Interface	\$ 325,000	existing - District Wide
RW-0306	RUWAP - Imjin Pkwy Reservation Rd to Abrams Dr	\$ 885,000	Ord
RW-0174	RUWAP - Distribution System	\$ 11,239,582	SRF
RD-0101	Regional Desal	\$ -	
<b>Total:</b>		<b>\$ 33,642,767</b>	



# District Reserves

Estimated Balances *FY 2020/21*  
(millions)



# Thank You

